

2016-17 IUPUI JAGUARS BASKETBALL



SCHEDULE/RESULTS (2-4, 0-0 SUMMIT)

Date	Opponent	Result/Time
Nov. 4	#St. Joseph's College	W, 87-74
Nov. 11	at Eastern Kentucky	L, 87-97
Nov. 13	^at Michigan	L, 65-77
Nov. 18	^Howard	W, 77-55
Nov. 19	^Eastern Michigan	W, 83-71
Nov. 22	^at Marquette	L, 79-104
Nov. 26	at SIUE	L, 58-61
Nov. 30	at Illinois State	7:00 pm
Dec. 3	at Ball State	2:00 pm
Dec. 6	at Illinois	8:00 pm
Dec. 10	at Miami (Ohio)	3:30 pm
Dec. 12	Urbana	7:00 pm
Dec. 17	at Southern Utah	6:00 pm
Dec. 20	at Northwestern	8:00 pm
Dec. 28	Marian	7:00 pm
Dec. 31	*Western Illinois	1:00 pm
Jan. 5	*at North Dakota State	8:00 pm
Jan. 7	*at South Dakota	4:15 pm
Jan. 11	*Omaha	7:00 pm
Jan. 14	*at Oral Roberts	4:00 pm
Jan. 18	*South Dakota State	7:00 pm
Jan. 21	*Denver	1:00 pm
Jan. 25	*at Fort Wayne	7:30 pm
Jan. 28	*at Western Illinois	8:00 pm
Feb. 1	*North Dakota State	7:00 pm
Feb. 8	*at Omaha	8:00 pm
Feb. 11	*Oral Roberts	7:00 pm
Feb. 15	*at South Dakota State	8:00 pm
Feb. 19	*at Denver	3:00 pm
Feb. 23	*Fort Wayne	7:00 pm
Feb. 25	*South Dakota	7:00 pm
Mar. 4-5	Summit League Quarters	tba
Mar. 6	Summit League Semis	tba
Mar. 7	Summit League Finals	tba

denotes exhibition
^ part of 2K Classic (campus sites)
* denotes Summit League games
& denotes Summit League Tournament games

MEDIA COVERAGE

TV: ESPN3

Kurt Pegler (pxp); Bob Morris (analyst)

Video Stream: ESPN3

Radio: 97.5 FM Fox Sports; iHeartRadio
Morgan Adcock (pxp)

Live Stats: IllinoisState.StatBroadcast.com

Twitter: @IUPUIJaguars / @IUPUIMensBball

MBB CONTACT

Ed Holdaway - IUPUI Assistant AD

Email: eholdawa@iupui.edu

Twitter: @EdHoldaway

Cell: 317-908-2645

'03 NCAA TOURNAMENT, 2010 CBI

ILLINOIS STATE (2-2) vs.

IUPUI (2-4)

Wednesday, Nov. 30, 2016 - 6:00 p.m. Central - Normal, Ill. / Redbird Arena (10,200)

ABOUT THE SERIES




All-Time Record: Illinois State leads 1-0

Last Meeting: Dec. 23, 2000 - Illinois State 82, IUPUI 63

Streak: Illinois State has won 1

Gardner vs. Foe: first meeting

THE JAGUARS



PROBABLE STARTERS (based on last game)

No.	Name	Yr.	Pos.	Ht.	Hometown	PPG	RPG	APG	FG%	3FG%	FT%
0	Dorell Combs	Sr.	G	6-2	Chicago, Ill.	16.8	1.0	3.5	.420	.344	.846
5	Kellon Thomas	Sr.	G	5-11	Indianapolis, Ind.	7.3	2.3	3.0	.277	.357	.929
15	Matt O'Leary	Sr.	F	6-8	Terre Haute, Ind.	12.5	7.5	3.0	.519	.353	.789
24	Evan Hall	So.	F	6-7	Hindman, Ky.	5.0	5.0	0.7	.500	---	.348
25	Ron Patterson	Jr.	G	6-2	Indianapolis, Ind.	10.5	2.0	1.5	.418	.405	.500

OFF THE BENCH

1	T.J. Henderson	So.	G	6-0	Indianapolis, Ind.	5.7	1.8	2.2	.407	.353	.857
11	Josh James	Sr.	F/C	6-9	Cedar Lake, Ind.	2.2	2.3	0.0	.364	---	.714
12	Chad Hudson	Fr.	G	5-11	Jeffersonville, Ind.	0.0	1.0	0.0	.000	---	.000
20	Grant Sinn	So.	G	6-2	Spencerville, Ind.	0.0	0.0	0.0	.000	.000	---
22	D.J. McCall	So.	G	6-6	Fort Wayne, Ind.	4.8	4.2	1.0	.364	---	.565
33	Giovanni Fraser	Fr.	F	6-8	Coral Springs, Fla.	2.3	1.0	0.0	.571	---	.250
35	Noah Thomas	R-Fr.	F/C	6-9	Whitestown, Ind.	0.5	0.0	0.0	---	---	.500
45	Aaron Brennan	Jr.	F	6-6	Noblesville, Ind.	8.3	3.3	0.8	.553	.429	.714

QUICK HITTERS

- Tonight's game marks the second of five trips to Illinois for the Jaguars this season (at SIUE, Illinois State, Illinois, Northwestern and Western Illinois).
- IUPUI won the Indianapolis Subregional of the 2K Classic, capturing home wins over Howard (77-55) and Eastern Michigan (83-71). Junior **Ron Patterson** was named Subregional MVP (16.0 ppg, 9-of-17 3's).
- This marks the 45th season of IUPUI basketball and the 19th the Jaguars have competed at the NCAA Division I level. IUPUI enters the season needing just four wins to move to 250 during its D1 era.
- Head Coach **Jason Gardner** is the eighth head coach in the history of the program and is in his third year at the helm. The former Indiana Mr. Basketball and Arizona-star enters today with an 25-43 career record (15-17 in the Summit).
- IUPUI was picked 5th in The Summit according to the preseason polls, including one of the 32 first-place votes. The Jags trailed Omaha by 21 points, but easily cleared Oral Roberts by 132 points.
- Senior guard **Dorell Combs** was voted preseason First Team All-Summit League by the league's coaches after being picked to the league's All-Newcomer Team and 2nd Team All-League last season. Combs averaged a team-high 16.3 points and made 58 threes last year after sitting the previous season as a transfer. He closed his junior year with back-to-back 30+ scoring games, becoming the first IUPUI player to do so since **George Hill** in January 2008.
- Determined to rebuild the program with Indiana kids, Gardner has stayed true to his word as 13 of the team's 17 players hail from the Hoosier State this season. Five (**T.J. Henderson, Anthony Jones, Ron Patterson, Nick Rogers** and **Kellon Thomas**) are from Indianapolis.
- IUPUI will continue to rely heavily on the transfer market this year as four of the Jags' starters (Combs, Patterson, K. Thomas & **Matt O'Leary**) came to IUPUI via transfer.

2016-17 ROSTER

NUMERIC ROSTER

##	Name	Pos.	Ht.	Wt.	Yr.	Hometown/High School (Previous)
0	Darell Combs	G	6-2	195	Sr.	Chicago, Ill./Thornwood (Eastern Michigan)
1	T.J. Henderson	G	6-0	160	So.	Indianapolis, Ind./Scecina
2	Anthony Jones^	G	6-5	210	Fr.	Indianapolis, Ind./Speedway
5	Kellon Thomas	G	5-11	190	Gr.	Indianapolis, Ind./Southport (Kent State)
10	Nick Rogers #	G	6-1	170	So.	Indianapolis, Ind./Traders Point Academy (Toledo)
11	Josh James	F/C	6-9	225	Sr.	Cedar Lake, Ind./Andrean/Quakerdale [Iowa] Prep
12	Chad Hudson	G	5-11	175	Fr.	Jeffersonville, Ind./Don Bosco Prep
15	Matt O'Leary	F	6-8	225	Sr.	Terre Haute, Ind./Terre Haute North Vigo (Loyola)
20	Grant Sinn	G	6-2	180	So.	Spencerville, Ind./Fort Wayne Canterbury (North Park)
22	D.J. McCall	G	6-6	190	So.	Fort Wayne, Ind./Concordia Lutheran
24	Evan Hall	F	6-7	200	So.	Hindman, Ky./Knott County Central
25	Ron Patterson	G	6-2	200	Jr.	Indianapolis, Ind./Broad Ripple (Syracuse)
32	Elyjah Goss^	F	6-7	190	Fr.	Bolingbrook, Ill./Plainfield East
33	Giovanni Fraser	F	6-8	235	Fr.	Coral Springs, Fla./Coral Springs Charter
35	Noah Thomas	F/C	6-9	235	R-Fr.	Whitestown, Ind./Bridgton [Maine] Academy
40	Evan Borgman^	F	6-9	205	Fr.	Batesville, Ind./Jac-Cen-Del
45	Aaron Brennan	F	6-6	225	Jr.	Noblesville, Ind./Guerin Catholic

will sit out the 2016-17 season as a Division I transfer; ^ expected to redshirt the 2016-17 season

COACHING STAFF

Head Coach:	Jason Gardner
Alma Mater:	Arizona, '11
Career Record:	(25-44; 3rd season)
IUPUI Record:	(25-44; 3rd season)
Summit Record:	(15-17; 3rd season)
Associate Head Coach:	Matt Crenshaw
Alma Mater:	IUPUI, '04
Assistant Coach:	Scott Gillespie
Alma Mater:	Ripon College, '11
Assistant Coach:	Roy Hairston
Alma Mater:	Purdue, '97
Senior Advisor:	Andy Fagan
Alma Mater:	Indiana, '01
Strength Coach:	Jason Quarles
Alma Mater:	IUPUI, '12
Athletic Trainer:	Emily Nibbelink
Alma Mater:	Kansas, '05

PRONUNCIATION GUIDE

DARELL Combs (duh-RELL)

RADIO / TV ROSTER



#0 - DARELL COMBS
6-2 // Sr. // G
Chicago, Ill.




#1 - T.J. HENDERSON
6-0 // So. // G
Indianapolis, Ind.




#2 - ANTHONY JONES
6-5 // Fr. // G
Indianapolis, Ind.



#5 - KELLON THOMAS
5-11 // Gr. // G
Indianapolis, Ind.




#10 - NICK ROGERS
6-1 // So. // G
Indianapolis, Ind.



#11 - JOSH JAMES
6-9 // Sr. // F/C
Cedar Lake, Ind.



#12 - CHAD HUDSON
5-11 // Fr. // G
Jeffersonville, Ind.



#15 - MATT O'LEARY
6-8 // Sr. // F
Terre Haute, Ind.



#20 - GRANT SINN
6-2 // So. // G
Spencerville, Ind.



#22 - D.J. McCALL
6-6 // So. // G
Fort Wayne, Ind.



#24 - EVAN HALL
6-7 // So. // F
Hindman, Ky.




#25 - RON PATTERSON
6-2 // Jr. // G
Indianapolis, Ind.




#32 - ELYJAH GOSS
6-7 // Fr. // F
Bolingbrook, Ill.



#33 - GIOVANNI FRASER
6-8 // Fr. // F
Coral Springs, Fla.



#35 - NOAH THOMAS
6-9 // R-Fr. // F/C
Whitestown, Ind.



#40 - EVAN BORGMAN
6-9 // Fr. // F
Batesville, Ind.



#45 - AARON BRENNAN
6-6 // Jr. // F
Noblesville, Ind.



JASON GARDNER
Head Coach
3rd season

POLLS

ASSOCIATED PRESS

Week 4 (Nov. 28)

Rank	Team (1st)
1	Kentucky (40)
2	Villanova (20)
3	North Carolina (4)
4	Kansas
5	Duke
6	Virginia
7	Xavier
8	Gonzaga
9	Baylor (1)
10	Creighton
11	UCLA
12	Saint Mary's
13	Indiana
14	Louisville
15	Purdue
16	Arizona
17	Wisconsin
18	Butler
19	Iowa State
20	South Carolina
21	Rhode Island
22	Syracuse
23	Oregon
24	Florida
25	West Virginia

Others Receiving Votes:

Maryland 126, Notre Dame 85, Cincinnati 49, Michigan State 28, Ohio State 22, **Michigan 13**, Temple 8, USC 7, Houston 6, Florida State 5, VCU 5, California 3, Tennessee State 2, Virginia Tech 1, Arkansas State 1, San Diego State 1, Colorado 1, Minnesota 1, Rutgers 1

COACHES

Week 4 (Nov. 28)

Rank	Team (1st)
1	Kentucky (23)
2	Villanova (5)
3	North Carolina (2)
4	Duke (2)
5	Kansas
6	Virginia
7	Xavier
8	Gonzaga
9	UCLA
10	Indiana
11	Baylor
12	Creighton
13	Saint Mary's
14	Louisville
15	Arizona
16	Purdue
17	Wisconsin
18	Butler
19	West Virginia
20	Oregon
21	Iowa State
22	Maryland
23	South Carolina
24	Syracuse
25	Rhode Island

Others Receiving Votes:

Florida 74, Notre Dame 64, **Michigan 47**, Michigan State 43, Cincinnati 18, Colorado 15, California 13, Texas A&M 13, Texas 10, Oklahoma State 9, Ohio State 7, Florida State 4, Miami 4, Oklahoma 3, Wichita St 2, Arkansas 2, **Fort Wayne 1**, VCU 1, Temple 1, Virginia Tech 1, USC 1

MID-MAJOR TOP 25

Week 4 (Nov. 28)

Rk	Team (1st)	Record	Pts.	Prev.	Conf.
1.	Gonzaga (26)	6-0	770	1	West Coast
2.	Saint Mary's (5)	5-0	748	2	West Coast
3.	Valparaiso	6-1	685	6	Horizon
4.	Wichita State	5-2	663	3	Missouri Valley
5.	UNCW	5-1	640	4	Colonial
6.	Ohio	4-0	574	7	Mid-American
7.	Fort Wayne	4-2	482	18	Summit
8.	Chattanooga	4-2	461	10	Southern
9.	ETSU	5-1	455	22	Southern
10.	Monmouth	4-2	445	11	Metro Atlantic
11.	UT Arlington	4-3	388	13	Sun Belt
12.	Northern Iowa	3-2	383	12	Missouri Valley
13.	Illinois State	2-2	374	8	Missouri Valley
14.	BYU	4-2	345	5	West Coast
15.	Princeton	2-2	250	15	Ivy League
16.	Stephen F. Austin	2-1	247	14	Southland
17.	Tennessee State	6-0	245	20	Ohio Valley
18.	Belmont	1-3	233	9	Ohio Valley
19.	Florida Gulf Coast	3-3	206	21	Atlantic Sun
20.	Arkansas State	6-1	178	25	Sun Belt
21.	Akron	5-1	161	NR	Mid-American
22.	North Dakota State	5-2	157	17	Summit
23.	Elon	5-1	131	NR	Colonial
24.	Utah Valley	4-1	111	NR	Western Athletic
25.	Oakland	6-1	85	24	Horizon

THE SUMMIT LEAGUE

SUMMIT STANDINGS

through Nov. 28

Team	Overall (Pct.)	Sum. (Pct.)
South Dakota	6-2 (.750)	0-0 (.000)
Fort Wayne	5-2 (.714)	0-0 (.000)
North Dakota St.	5-2 (.714)	0-0 (.000)
Denver	2-3 (.400)	0-0 (.000)
IUPUI	2-4 (.333)	0-0 (.000)
Omaha	2-4 (.333)	0-0 (.000)
Western Illinois	2-4 (.333)	0-0 (.000)
South Dakota St.	2-6 (.250)	0-0 (.000)
Oral Roberts	1-5 (.167)	0-0 (.000)

UPCOMING SCHEDULE

Date	Game	Time
11/30	South Dakota at Kansas City	7:30 pm
	Minn.-Crookston at S. Dakota St.	8 pm
	IUPUI at Illinois State	8 pm
	Fort Wayne at Austin Peay	8:30 pm
	Denver at Wyoming	9 pm
	Omaha at Cal State Fullerton	10:30 pm
12/1	Oral Roberts at Oakland	7 pm
12/2	North Dakota St. at N.C. A&T	7 pm
12/3	Oral Roberts at Michigan St.	tba
	Kansas City at South Dakota St.	12 pm
	IUPUI at Ball State	2 pm
	Omaha at Iowa	2 pm
	South Dakota at Nebraska	2 pm
	Miami (Ohio) at Fort Wayne	2:30 pm
	Chicago State at Western Illinois	3 pm
	Denver at Weber State	9 pm
12/5	Omaha at Iowa State	8 pm
12/16	IUPUI at Illinois	8 pm
	Fort Wayne at Notre Dame	9 pm

IUPUI IN SUMMIT STATS

as of Nov. 29 [denotes NCAA ranking]

Category	Summit [Nat Rk.]	Stat
Scoring	5th	74.8 ppg
Scoring Defense	6th	77.5 ppg
Scoring Margin	7th	-2.7 ppg
Free Throw %	9th	65.9%
Field Goal %	6th	42.9%
Field Goal % Def.	5th	42.2%
3Pt Field Goal %	4th	36.8%
3Pt Field Goal % Def.	1st [73rd]	29.9%
Rebounding Offense	7th	34.7 rpg
Rebounding Defense	9th	39.8 rpg
Rebounding Margin	8th	-5.2 rpg
Blocked Shots	9th	1.7 bpg
Assists	1st [76th]	15.7 apg
Steals	7th	5.8 spg
Turnover Margin	t-5th	+1.0 to/gm
Assist/TO Ratio	1st	1.3 a/to
Offensive Rebounds	2nd	10.8 rpg
Defensive Rebounds	9th	23.8 rpg
Defensive Reb. Pct	9th	66.2%
Offensive Reb. Pct	5th	28.1%
3Pt Field Goals Made	6th	7.7 3's/gm
Home Attendance	8th	853/gm

Player Summit [Natl Rk.] Stat

Aaron Brennan		
FG Percentage	5th	55.3%

Darell Combs

Assists	4th	3.5 apg
Scoring	5th	16.8 ppg
Assist/TO Ratio	5th	1.9 a/to
Minutes	7th	32.7 mpg
FT Percentage	8th	84.6%
3FG Made	t-10th	1.8/game

Evan Hall

Off. Rebounding	t-8th	2.0 rpg
Rebounding	t-13th	5.0 rpg

T.J. Henderson

3FG Percentage	t-15th	35.3%
----------------	--------	-------

D.J. McCall

Off. Rebounding	12th	1.7 rpg
-----------------	------	---------

Matt O'Leary

Def. Rebounding	2nd	6.5 rpg
Assist/TO Ratio	t-3rd	2.0 a/to
Rebounding	5th	7.5 rpg
FG Percentage	7th	51.9%
Assists	t-8th	3.0 apg
FT Percentage	13th	78.9%
Scoring	14th	12.5 ppg
3FG Percentage	t-15th	35.3%

Ron Patterson

3FG Made	5th	2.5/game
3FG Percentage	13th	40.5%
Steals	t-13th	1.0 spg
Scoring	24th	10.5 ppg

Kellon Thomas

FT Percentage	2nd	92.9%
Assists	t-8th	3.0 apg
Assist/TO Ratio	10th	1.4 a/to

vs. Illinois State (0-1)

Date	Loc	Score	Res.
12-23-00	A	63-82	L
in Normal: 0-1			
in Indianapolis: 0-0			

STATISTICAL COMPARISON

IUPUI	Category	Ill. St.
2-4	Record	2-2
0-0	Conf. Record	0-0
---	RPI	---
74.8	Scoring Off.	74.2
77.5	Scoring Def.	69.2
-2.7	Scoring Margin	+5.0
.429	FG%	.451
.422	FG% Def.	.427
.368	3FG%	.390
.299	3FG% Def.	.379
.659	FT%	.714
34.7	Reb. Average	35.8
39.8	Opp. Reb. Average	34.0
-5.2	Rebound Margin	+1.8
10.8	Offensive Reb.	11.0
23.8	Defensive Reb.	24.8
15.7	Assists Avg.	16.0
12.0	TO Avg.	14.8
13.0	Opp. TO	16.5
+1.0	TO Margin	+1.8
5.8	Steals Avg.	9.8
1.7	Blocks Avg.	3.5
7.7	3FG Made	7.5

PROJECTED ILLINOIS STATE STARTERS

#	Pos	Name	Ht.	Cl.	PPG	RPG	APG	FG	3FG	FT
1	G	Paris Lee	6-0	Sr.	12.8	1.8	5.5	.455	.500	.933
2	G	DJ Clayton	6-6	Jr.	10.3	5.5	2.8	.459	.333	.444
10	F	Phil Fayne	6-9	So.	12.0	4.8	0.0	.606	---	.533
11	F	MiKyle McIntosh	6-7	Jr.	14.3	7.3	0.8	.477	.500	.833
23	F	Deontae Hawkins	6-8	Sr.	16.8	8.0	1.5	.500	.500	.818
OFF THE BENCH										
3	G	Keyshawn Evans	6-0	So.	3.0	1.3	2.8	.333	.364	.000
4	C	Daouda Ndiaye	7-0	So.	0.0	0.0	0.0	---	---	---
5	G	Matt Hein	6-3	R-Fr.	0.0	0.0	0.0	---	---	---
12	G	Tony Wills	6-4	Sr.	3.5	3.5	2.0	.105	.083	.750
15	F	Andre Washington	6-8	Fr.	1.0	0.7	0.0	1.000	---	.500
25	G	Madison Williams	6-3	Fr.	1.3	0.7	1.0	.286	.000	---
31	G	Javaka Thompson	6-4	Sr.	0.0	0.0	0.0	.000	---	---

Head Coach: Dan Muller (5th season)

NEWS, NOTES & STORYLINES

SECOND OF FIVE

Tonight's game is the second of five trips to Illinois for the IUPUI basketball team this season. The Jags dropped the first game inside the Prairie State this past weekend, losing to SIU Edwardsville (61-58).

The Jags still have trips to Illinois (Dec. 6), North-western (Dec. 20) and Western Illinois (Jan. 28) forthcoming this season.

O'LEARY'S CAREER DAY

Senior **Matt O'Leary** is coming off a career-high 22-point (9-14 FG, 1-2 3's, 3-3 FT) effort at SIUE on Saturday. The 6-foot-8 forward also grabbed eight boards and delivered a pair of assists in the loss.

O'Leary has now scored in double-digits in five straight games, matching the longest stretch of his collegiate career. He also scored in double-figures in five straight from Dec. 7-22 last season, averaging 12.8 points per game during that stretch.

POWER OUTAGE

Offensively, the Jags suffered a power outage in Saturday's loss at SIUE, tallying a season-low 58 points and shooting a season worst 38.1 percent from the field. IUPUI also hit a season-low four treys at just a 25 percent clip.

The Jags opened the second half by scoring just six points in the opening 10 minutes and finished with a season-low six free throws made.

OTHER SIUE NOTES

Sophomore guard **T.J. Henderson** had a career-high six assists (no turnovers) off the IUPUI bench on Saturday, doing so in just 18 minutes... both **Darell Combs** (39 minutes) and **Ron Patterson** (31 minutes) posted a new career-high in minutes played... the meeting with SIUE was the first in more than 20 years between IUPUI and the Cougars.

2K CLASSIC

IUPUI capped the four-game 2K Classic with a 2-2 record, losing road games at Michigan and Marquette and winning the Indianapolis Subregional of the event. IUPUI captured home victories over Howard (77-55) and Eastern Michigan (83-71). Junior **Ron Patterson** was named Subregional MVP after averaging 16 points and hitting 9-of-17 threes.

He was joined on the All-Tournament Team by senior forward **Matt O'Leary**, who averaged 10.5 points, 9.5 rebounds, 4.0 assists and 1.5 steals over two games.

EIGHT IN DUBS

Through the season's first five games, IUPUI had already had eight different players score in double-digits as **D.J. McCall** had 10 at Marquette on Nov. 22. No IUPUI player has scored in double-digits in every

game as **Darell Combs** and **Matt O'Leary** have tallied double-digits in five of six games.

BUSS FOR THREE

Not known as a three-point threat upon transferring from Syracuse, junior **Ron Patterson** has been lethal from deep to start the season. The Indianapolis-native made just 15-of-71 (21.1 percent) attempts in his two years with the Orange, but is 15-of-34 (44.1 percent) in his first five games with the Jaguars.

He's hit at least three threes in four of the Jaguars' five games, including a career-high 5-of-9 in the win over Eastern Michigan.

Patterson posted new career-highs in each of the 2K Classic home games, scoring 15 against Howard and 17 against Eastern Michigan.

JAGS GET DEFENSIVE

The most important stat in the Jags' wins over Howard and Eastern Michigan was how stingy the Jaguars' defense was - specifically on the perimeter. Howard and Eastern Michigan combined to hit just 36.3 percent from the field and 3-of-26 (11.5 percent) from three-point range.

Howard was 0-for-9 from three on Friday, marking the first time in IUPUI's Division I era (1998-present) that a foe hasn't hit at least one trey.

JAGS SIGN TWO

IUPUI inked two during the early signing period, signing 6-foot-8 forward **Brandon Hau (Mukwanago, Wisc./Mukwanago)** and 6-foot guard **Jaylen Minnett (Terre Haute, Ind./Terre Haute South)** to National Letters of Intent.

Hau averaged 16.3 points and 7.5 boards per game as a junior and chose IUPUI over Air Force, Elon, Iowa, Navy, North Dakota State and South Dakota.

Minnett averaged 21.6 points, 5.0 assists and 4.8 boards per game last season. Minnett chose IUPUI over interest from Ball State, Kent State and Xavier.

IUPUI DEBUTS

Three players made their IUPUI debuts in the season-opening loss at Eastern Kentucky as transfers **Ron Patterson** and **Kellon Thomas** were in the starting lineup and true freshman **Giovanni Fraser** came off the bench.

Below is a quick look at each of their stat lines in their IUPUI debuts:

Patterson (11 pts, 3-6 3's, 23 min)
K. Thomas (11 pts, 4 reb, 2 ast, 26 min)
Fraser (2 pts, 4 min)

Since then, two others (**Chad Hudson** and **Noah Thomas**) have made their IUPUI debuts this season in the closing minutes of the win over Howard.

Hudson (2 min, 1 reb, 1 stl)

N. Thomas (3 min, 1-2 FT)

HOME COOKING

IUPUI went 9-2 at home last season at home and hasn't lost a non-conference home game since a 73-64 loss to Eastern Kentucky on Dec. 13, 2014.

EXHIBIT A

IUPUI cruised to an 87-74 win over St. Joseph's College in its lone exhibition game of the season, paced by 14 apiece from **Darell Combs** (2-7 FG, 8-8 FT) and **Ron Patterson** (5-7 FG, 3-4 3's). The Jaguars led by as many as 25 late in the game before yielding a large SJC run to close the game with the reserves on the floor.

Six others finished with eight points each as the starting frontcourt of **Matt O'Leary** and **Evan Hall** combined on 16 points (7-8 FG) and 14 rebounds in just 35 combined minutes.

IUPUI shot 51 percent from the floor and held St. Joseph's to just 31 percent shooting.

The major bugaboo on the scoresheet was the number of times IUPUI turned it over. The Jags committed 26 miscues leading to 26 St. Joe's points. Every IUPUI player that saw action except **D.J. McCall** (18 minutes) and **Noah Thomas** (5 minutes) had at least one turnover.

Gardner was able to play 15 different players with **Kellon Thomas** (8 pts, 3 ast) playing a team-high 24 minutes as the starting point guard.

YEAR THREE

Year three looks to be a big year for Head Coach **Jason Gardner** and the IUPUI men's program. Gardner's team finished fourth in The Summit League a year ago and returns a core that includes the top two scorers from a year ago in **Darell Combs** (16.3 ppg) and **Matt O'Leary** (10.3 ppg, 6.0 rpg).

Combs was voted Second Team All-Summit League a year ago and was a preseason First Team All-Summit League selection this year. Meanwhile O'Leary, who owns a 3.79 and is majoring in Management, was an Academic All-District 5 selection.

In addition, Gardner's squad welcomes a pair of impact transfers in Kent State-graduate **Kellon Thomas** and Syracuse-transfer **Ron "Buss" Patterson**. Thomas started every game for the Flashes a year ago and led KSU in assists and threes made, while Patterson is a former top-150 recruit before originally committing to Indiana.

FAMILIAR FACES

All total, IUPUI boasts eight guys with at least one season under their belts.

Junior **Aaron Brennan** has played in 60 career games and made 33 starts at IUPUI while **Josh James** returns to the program after a season away from bas-

NEWS & NOTES (CONT.)

ketball. The 6-foot-9 James has appeared in 52 games and made 13 starts from 2013-15 before taking last year off.

Six others - Combs, O'Leary, **Evan Hall**, **T.J. Henderson**, **D.J. McCall** and **Grant Sinn** - have one year of IUPUI experience.

O'Leary started all 32 games last season while Combs started 29 times. Hall made 11 starts and McCall made 15 starts as a true freshman in 2015-16 before redshirting last season.

HOMEcomings

IUPUI was an easy choice for a pair of transfers, expected to play major roles this season. Both **Ron "Buss" Patterson** and **Kellon Thomas** are Indianapolis-natives and wanted to return to the Circle City to complete their college careers.

In addition, the duo played AAU basketball together alongside **Matt O'Leary** for Indiana Elite.

Another reason Patterson chose IUPUI was to honor his Broad Ripple High School teammate, the late **Steven Jamison**, who died of cancer in July 2010 who was committed to play at IUPUI and wore No. 25 (hence why Patterson wears 25). Patterson has a large "Steven" tattoo across his chest, honoring his deceased friend.

Patterson chose IUPUI over a group that included Kent State, Ball State, Georgia State, Illinois State, Houston and Eastern Michigan. Thomas picked IUPUI over a group that included Purdue, Minnesota, Northwestern, Seton Hall, Ball State, Duquesne, Georgia State, UIC and Jacksonville.

PRESEASON PICKS

IUPUI was picked fourth or fifth by nearly every major publication this season and was voted fifth in The Summit League's preseason polls. Here's a breakdown of where IUPUI sat in the preseason publications:

- Athlon Sports: 5th
- Blue Ribbon: 5th
- NBC Sports: 4th
- USA Today: 4th
- Lindy's: 5th
- The Sporting News: 5th

SIMPLE MATH

The key to winning games in Head Coach **Jason Gardner**'s first two seasons on the job has been pretty simple - make shots.

Gardner's team is 11-1 (.917) in games in which it's made 50 percent from the floor or better and 23-7 (.767) when shooting a higher percentage than its opponents.

SCOURING THE HOOSIER STATE

The bulk of IUPUI's roster is made up of Indiana-natives as 13 of the 17 listed are from the Hoosier State. The only out-of-state players on the Jaguars' roster are Combs and true freshman **Elyjah Goss** (both from Illinois), sophomore **Evan Hall** (Kentucky) and true freshman **Giovanni Fraser** (Florida).

Of the 13 from the Hoosier State, five are from Indianapolis and Brennan is from a northern suburb of the city.

Of the current 17 players, Gardner has brought 14 to IUPUI. Only **Aaron Brennan**, **D.J. McCall** and **Josh James** were recruited by the previous staff.

HOW'D THEY GET HERE?

Everyone's path to Division I basketball is different. The Jags have a number of individuals that have taken different treks to IUPUI. Here's a quick rundown of 'how'd they get here'?

Graduate Transfers (1): Kellon Thomas (Kent St.)

Transfers (5): Combs (Eastern Mich.), O'Leary (Loyola), Patterson (Syracuse), Rogers (Toledo, will sit out 2016-17), Sinn (North Park)

True Freshmen (7): Borgman, Brennan, Fraser, Goss, Hall, Henderson, McCall

Prep School (4): Hudson, James, Jones, N. Thomas

TRUE NEWBIES

IUPUI's collection of freshmen this season consists of signees **Anthony Jones**, **Elyjah Goss** and **Giovanni Fraser** and non-scholarship additions **Evan Borgman** and **Chad Hudson**.

Jones, a 6-foot-5 swingman, attended FCI Prep in Sebring, Fla., last season where he averaged better than 20 points, five boards and four assists per game.

Goss, a bouncy 6-foot-7 forward, earned honorable mention All-State honors in Illinois a year ago and finished as Plainfield (Ill.) East's career leader in rebounds.

Fraser, a 6-foot-8 post player, averaged 15 points, 11

UNIVERSITY QUICK FACTS

Location	Indianapolis, Ind.
Founded	1969
Nickname	Jaguars
Colors	Red, gold & black
Enrollment	30,690
Affiliation	NCAA Division I
Conference	The Summit League
Home Facility (Cap.)	Indiana Farmers Coliseum (6,800)
Chancellor	Nasser Paydar
Athletics Director	Dr. Roderick Perry
Website	www.IUPUIJags.com
Twitter	@IUPUIJaguars
Athletics Phone	(317) 278-5247
Mailing Address	1000 Waterway Blvd. Indianapolis, IN 46202

BASKETBALL HISTORY

First Yr. of basketball	1972
Seasons of basketball	45th
Seasons of Division I basketball	19th
Division I (1998-pres.) Record	246-263 (.483)
NCAA Appearances	1
Last NCAA Appearance	2003
Last Postseason Appearance	2010 (CBI - Second Round)

rebounds and two blocked shots per game as a senior, earning Third Team All-Broward County honors for 4A-2A schools.

Borgman, a skilled 6-foot-9 forward, averaged better than 18 points, eight rebounds and three blocked shots per game at Jac-Cen-Del High School.

Hudson, a 5-foot-11 guard, posted 11 points, four assists and 1.5 steals per game at Don Bosco Prep after a four-year career at Jeffersonville High School.

SEEING RED

True freshmen **Evan Borgman** and **Elyjah Goss** are expected to redshirt the season, leaving Gardner with 14 players at his disposal when the team is fully healthy.

MEDIA DEALS

Virtually every IUPUI game will be heard on 97.5 FM Fox Sports Radio and 1260 WNDE in Central Indiana this year. Morgan Adcock (pxp) returns to the mic as the Voice of the Jaguars again this season.

In addition, every IUPUI home game will be broadcast on ESPN3 as Greg Rakestraw (pxp) and Hall of Famer Bob Lovell (analyst) will be the primary tandem on the call.

SMART CATS

Led by O'Leary's 3.79 mark, five returners boast a GPA of 3.0 or better heading into the fall semester.

Below is a rundown of those individuals:

- O'Leary - 3.79 (Management)
- Brennan - 3.39
(Organizational Leadership & Supervision)
- McCall - 3.28 (Informatics)
- Sinn - 3.18 (Sports Management)
- N. Thomas - 3.11
(Organizational Leadership & Supervision)

PLAYING PERCENTAGES

Below are the percentages returning of IUPUI's major statistical categories in 2016-17.

POINTS:	56.8% returns (1238/2181)
REBOUNDS:	51.4% returns (521/1014)
ASSISTS:	61.7% returns (219/355)
MINUTES:	51.6% returns (3,325/6,450)
3's MADE:	60.1% returns (110/183)
BLOCKS:	38.3% returns (31/81)
STEALS:	54.0% returns (115/213)

THE DEPARTED

IUPUI's two-man senior class of **Marcellus Barksdale** and **Mason Archie** are both considered key losses, particularly at the defensive end.

The 6-foot-5 Barksdale finished his career ranked second all-time in games played (134) and made 95 starts in an IUPUI uniform. He was a two-time honorable mention All-Summit League selection, averaging 8.5 points and 5.1 rebounds per game his final season. He also finished his IUPUI career ranked among the

program's top-10 all-time in rebounds, steals and blocked shots.

Archie, a two-year letterwinner, started 44 times in 62 appearances in an IUPUI uniform. He averaged 6.2 points per game and hit 51 treys and was considered the Jags' top perimeter defender last season.

Both inked professional deals this past summer with Barksdale signing to play with TG S.Oliver Wuerzburg in Germany's Pro B League and Archie signing with Barreteros de Zacatecas in the top league in Mexico (LNBP).

7,054 POINTS

Few coaching staffs can match the production of the IUPUI coaching quartet during their respective playing days. All total, IUPUI's four coaches combined to score 7,054 points in their four-year careers, led by Gardner's 1,984 points at Arizona. Gardner later had his No. 22 jersey retired at Arizona.

Scott Gillespie scored 1,871 points in his four years at Ripon (Wisc.) College while Associate Head Coach Matt Crenshaw tallied 938 points in four seasons with the Jaguars.

The newest addition to the IUPUI coaching staff, former Purdue standout Roy Hairston, scored 574 points in two years with the Boilermakers from 1995-97. He scored 1,687 points in two seasons at Hutchinson (Kan.) Community College, finishing as the program's all-time leading scorer and earning a spot in the NJCAA Hall of Fame.

ANOTHER NEW FACE

IUPUI added another new face to the bench in the offseason as longtime Cathedral High School head coach Andy Fagan joined the Jaguars' staff as a Senior Advisor.

Fagan hired Gardner as an assistant at Cathedral prior to his taking a job on the Loyola staff. Fagan coached the Irish to a state runner-up finish in 2013 and city championships in 2012 and 2013.

He coached a number of Division I players, including Collin Hartman (Indiana), Matt Gregory (Notre Dame) and Mo Evans (Fort Wayne).

2016-17 MISCELLANEOUS STATISTICS

IUPUI'S RECORD WHEN...

	'16-17	2017	Under
	Overall	Summit	Gardner
Home:	2-0	0-0	15-10
Away:	0-4	0-0	10-31
Neutral:	0-0	0-0	0-3
Overtime:	0-0	0-0	2-6
Lead @ Halftime:	2-1	0-0	20-6
Trail @ Halftime:	0-3	0-0	4-35
Tied @ Halftime:	0-0	0-0	1-3
Leading w/ 5:00 left:	2-0	0-0	19-3
Trailing w/ 5:00 left:	0-4	0-0	3-39
Tied w/ 5:00 left:	0-0	0-0	3-2
Shooting 50% or better:	0-0	0-0	11-1
Shooting 40-50%:	2-3	0-0	13-19
Shooting less than 40%:	0-1	0-0	1-24
Shooting better % than opp.	2-2	0-0	23-7
Shooting worse % than opp.	0-2	0-0	2-37
Scoring less than 60:	0-1	0-0	3-22
Score 60-69 pts:	0-1	0-0	4-13
Score 70-79 pts:	1-1	0-0	11-6
Score 80-89 pts:	1-1	0-0	7-3
Score 90+ pts:	0-0	0-0	0-0
Opp. scores less than 60:	1-0	0-0	6-5
Opp. scores 60-69 pts:	0-1	0-0	11-12
Opp. scores 70-79 pts:	1-1	0-0	5-15
Opp. scores 80-89 pts:	0-0	0-0	3-8
Opp. scores 90+ pts:	0-2	0-0	0-4
Commit less TO than opp.	1-2	0-0	10-15
Commit more TO than opp.	1-2	0-0	15-27
Commit same TO as opp.	0-0	0-0	0-2
Outrebound opponent:	1-0	0-0	15-13
Outrebounded:	1-3	0-0	10-29
Rebounding is equal:	0-1	0-0	0-2
Bench outscored opp.:	2-1	0-0	22-26
Bench is outscored:	0-3	0-0	3-17
Bench scoring is equal:	0-0	0-0	0-1
Hit more FT than opp.:	1-0	0-0	17-6
Hit less FT than opp.:	1-4	0-0	7-36
Hit same FT as opp.:	0-0	0-0	1-2
Hit more 3's than opp.:	2-1	0-0	9-13
Hit less 3's than opp.:	0-3	0-0	13-26
Hit same 3's as opp.:	0-0	0-0	3-5
Decided by 5 pts or less:	0-1	0-0	14-11
Decided by 6-10 points:	0-1	0-0	3-13
Decided by 10+ points:	2-2	0-0	8-20
In home whites:	2-0	0-0	16-10
In road blacks:	0-0	0-0	0-10
In road reds:	0-4	0-0	9-24
6 in double-digits:	0-0	0-0	1-0
5 in double-digits:	1-0	0-0	2-1
4 in double-digits:	1-1	0-0	6-5
3 in double-digits:	0-2	0-0	7-9
2 in double-digits:	0-1	0-0	7-24
1 in double-digits:	0-0	0-0	2-3
0 in double-digits:	0-0	0-0	0-2
On Mondays:	0-0	0-0	0-6
On Tuesdays:	0-1	0-0	0-7
On Wednesdays:	0-0	0-0	2-4
On Thursdays:	0-0	0-0	2-8
On Fridays:	1-1	0-0	4-4
On Saturdays:	1-1	0-0	14-11
On Sundays:	0-1	0-0	3-4
In November:	2-4	0-0	6-13
In December:	0-0	0-0	4-12
In January:	0-0	0-0	11-6
In February:	0-0	0-0	4-11
In March:	0-0	0-0	0-2

TIMES LED

GAMES WITH

TOTAL

Player	Pts.	Reb.	Ast.	Stl.	Blk.	10+ Pts.	20+ Pts.	10+ Reb.	3+ Ast.	3+ Blk.	3+ Stl.	3+ 3's	Dunks	Dbl-Dbls
0-Combs	3/21	0/1	2/16	2/12	0/0	5/31	2/11	0/0	3/15	0/0	0/5	1/11	0/1	0/0
1-Henderson	0/2	0/0	1/7	1/11	0/1	2/7	0/0	0/0	1/5	0/0	0/2	1/2	0/0	0/0
2-Jones	0/0	0/0	0/0	0/0	0/0	0/0	0/0	0/0	0/0	0/0	0/0	0/0	0/0	0/0
5-K.Thomas	0/0	0/0	1/1	3/3	0/0	3/3	0/0	0/0	3/3	0/0	0/0	0/0	0/0	0/0
11-James	0/0	0/1	0/0	0/3	0/8	0/1	0/0	0/1	0/0	0/0	0/1	0/0	1/1	0/0
12-Hudson	0/0	0/0	0/0	0/0	0/0	0/0	0/0	0/0	0/0	0/0	0/0	0/0	0/0	0/0
15-O'Leary	1/4	3/16	2/10	2/11	1/8	5/23	1/2	1/3	3/15	0/0	0/3	0/1	0/2	1/2
20-Sinn	0/0	0/0	0/0	0/0	0/0	0/0	0/0	0/0	0/0	0/0	0/0	0/0	0/0	0/0
22-McCall	0/2	1/4	0/3	3/9	2/3	1/5	0/0	0/0	1/5	0/0	0/1	0/0	1/6	0/0
24-Hall	0/0	2/4	0/1	1/4	3/7	1/5	0/0	2/2	0/2	0/0	0/0	0/0	1/2	1/1
25-Patterson	3/3	0/0	0/0	2/2	0/0	4/4	0/0	0/0	0/0	1/1	4/4	3/3	0/0	0/0
32-Goss	0/0	0/0	0/0	0/0	0/0	0/0	0/0	0/0	0/0	0/0	0/0	0/0	0/0	0/0
33-Fraser	0/0	0/0	0/0	0/0	0/0	0/0	0/0	0/0	0/0	0/0	0/0	0/0	0/0	0/0
35-N.Thomas	0/0	0/0	0/0	0/0	0/0	0/0	0/0	0/0	0/0	0/0	0/0	0/0	0/0	0/0
40-Borgman	0/0	0/0	0/0	0/0	0/0	0/0	0/0	0/0	0/0	0/0	0/0	0/0	0/0	0/0
45-Brennan	0/2	0/1	0/5	1/6	1/2	1/10	0/0	0/0	1/3	1/1	0/3	0/0	0/3	0/0

totals listed by season/career

SPECIALTY STATS (IUPUI/OPP)

PP = Points in the Paint; POT = Points off Turnover; 2nd = 2nd Chance Points; BP = Bench Points

Opponent	Result	PP	POT	2nd	BP	Largest Lead	Largest Deficit	Lead Changes	Ties
# St. Joseph's College	W, 87-74	40/14	18/26	12/6	35/20	25	1	1	1
at Eastern Kentucky	L, 87-97	30/20	10/17	8/19	29/19	1	24	2	0
at Michigan	L, 65-77	28/30	8/8	2/19	15/17	7	19	6	3
Howard	W, 77-55	20/22	19/1	12/11	28/20	30	-	0	0
E. Michigan	W, 83-71	32/38	13/14	16/10	20/15	22	5	5	4
at Marquette	L, 79-104	38/52	13/18	13/19	31/61	5	32	3	4
at SIUE	L, 58-61	32/26	12/12	8/6	13/18	3	6	13	5
at Illinois State									
at Ball State									
at Illinois									
at Miami (Ohio)									
Urbana									
at Southern Utah									
at Northwestern									
Marian									
*Western Illinois									
*at North Dakota State									
*at South Dakota									
*Omaha									
*at Oral Roberts									
*South Dakota State									
*Denver									
*at Fort Wayne									
*at Western Illinois									
*North Dakota State									
*at Omaha									
*Oral Roberts									
*at South Dakota State									
*at Denver									
*Fort Wayne									
*South Dakota									
Summit Quarters									
Summit Semis									
Summit Finals									
Season Highs		38/52	19/18	16/19	31/61	30	32	13	5
Season Lows		20/20	8/1	2/6	13/15	-	-	-	-
Totals		180/188	75/70	59/84	136/150	-	-	29	16
Averages		30.0/31.3	12.5/11.7	9.8/14.0	22.7/25.0			4.8	2.7

WIN/LOSS MARGINS

Margin	W	L
1		
2		
3		1
4		
5		
6		
7		
8		
9		
10		1
11-15	1	1
16-20		
21-30	1	1
30+		

2016-2017 IUPUI STATISTICS

IUPUI Basketball IUPUI Combined Team Statistics (as of Nov 26, 2016) All games



RECORD:	OVERALL	HOME	AWAY	NEUTRAL
ALL GAMES	2-4	2-0	0-4	0-0
CONFERENCE	0-0	0-0	0-0	0-0
NON-CONFERENCE	2-4	2-0	0-4	0-0

#	Player	gp-gs	min	avg	Total		3-Point		F-Throw		Rebounds				pf	dq	a	to	blk	stl	pts	avg
					fg-fga	fg%	3fg-fga	3fg%	ft-fa	ft%	off	def	tot	avg								
00	COMBS, Darell	6-6	196	32.7	34-81	.420	11-32	.344	22-26	.846	1	5	6	1.0	17	1	21	11	0	4	101	16.8
15	O'LEARY, Matt	6-6	168	28.0	27-52	.519	6-17	.353	15-19	.789	6	39	45	7.5	16	0	18	9	1	4	75	12.5
25	PATTERSON, Ron	6-6	158	26.3	23-55	.418	15-37	.405	2-4	.500	2	10	12	2.0	13	1	9	6	1	6	63	10.5
45	BRENNAN, Aaron	6-0	119	19.8	21-38	.553	3-7	.429	5-7	.714	6	14	20	3.3	17	1	5	7	2	3	50	8.3
05	THOMAS, Kellon	6-6	166	27.7	13-47	.277	5-14	.357	13-14	.929	4	10	14	2.3	15	0	18	13	0	5	44	7.3
01	HENDERSON, T.J.	6-0	100	16.7	11-27	.407	6-17	.353	6-7	.857	3	8	11	1.8	11	1	13	5	0	5	34	5.7
24	HALL, Evan	6-6	107	17.8	11-22	.500	0-0	.000	8-23	.348	12	18	30	5.0	19	0	4	9	4	2	30	5.0
22	McCALL, D.J.	6-0	107	17.8	8-22	.364	0-0	.000	13-23	.565	10	15	25	4.2	13	0	6	7	2	4	29	4.8
33	FRASER, Giovanni	4-0	28	7.0	4-7	.571	0-0	.000	1-4	.250	2	2	4	1.0	9	0	0	2	0	0	9	2.3
11	JAMES, Josh	6-0	41	6.8	4-11	.364	0-0	.000	5-7	.714	6	8	14	2.3	16	0	0	1	0	1	13	2.2
35	THOMAS, Noah	2-0	5	2.5	0-0	.000	0-0	.000	1-2	.500	0	0	0	0.0	3	0	0	1	0	0	1	0.5
12	HUDSON, Chad	2-0	4	2.0	0-1	.000	0-0	.000	0-2	.000	0	2	2	1.0	0	0	0	0	0	1	0	0.0
20	SINN, Grant	1-0	1	1.0	0-1	.000	0-1	.000	0-0	.000	0	0	0	0.0	0	0	0	0	0	0	0	0.0
Team											13	12	25				1					
Total.....		6	1200		156-364	.429	46-125	.368	91-138	.659	65	143	208	34.7	149	4	94	72	10	35	449	74.8
Opponents.....		6	1200		143-339	.422	32-107	.299	147-187	.786	73	166	239	39.8	133	-	62	78	23	31	465	77.5

TEAM STATISTICS	IUPUI	OPP
SCORING	449	465
Points per game	74.8	77.5
Scoring margin	-2.7	-
FIELD GOALS-ATT	156-364	143-339
Field goal pct	.429	.422
3 POINT FG-ATT	46-125	32-107
3-point FG pct	.368	.299
3-pt FG made per game	7.7	5.3
FREE THROWS-ATT	91-138	147-187
Free throw pct	.659	.786
F-Throws made per game	15.2	24.5
REBOUNDS	208	239
Rebounds per game	34.7	39.8
Rebounding margin	-5.2	-
ASSISTS	94	62
Assists per game	15.7	10.3
TURNOVERS	72	78
Turnovers per game	12.0	13.0
Turnover margin	+1.0	-
Assist/turnover ratio	1.3	0.8
STEALS	35	31
Steals per game	5.8	5.2
BLOCKS	10	23
Blocks per game	1.7	3.8
ATTENDANCE	1706	25692
Home games-Avg/Game	2-853	4-6423
Neutral site-Avg/Game	-	0-0

Date	Opponent		Score	Att.
11/11/16	at Eastern Kentucky	L	87-97	2300
11/13/16	at Michigan	L	65-77	10812
11/18/16	HOWARD	W	77-55	843
11/19/16	EASTERN MICHIGAN	W	83-71	863
11/22/16	at Marquette	L	79-104	11552
11/26/16	at SIUE	L	58-61	1028

* = Summit League game

Score by Periods	1st	2nd	Totals
IUPUI	207	242	449
Opponents	221	244	465

2015-2016 IUPUI STATISTICS - SUMMIT LEAGUE ONLY

IUPUI Basketball IUPUI Combined Team Statistics (as of Feb 27, 2016) Conference games



RECORD:	OVERALL	HOME	AWAY	NEUTRAL
ALL GAMES	9-7	6-2	3-5	0-0
CONFERENCE	9-7	6-2	3-5	0-0
NON-CONFERENCE	0-0	0-0	0-0	0-0

#	Player	gp-gs	min	avg	Total		3-Point		F-Throw		Rebounds				pf	dq	a	to	blk	stl	pts	avg
					fg-fga	fg%	3fg-fga	3fg%	ft-fa	ft%	off	def	tot	avg								
00	Combs, Darell	16-16	505	31.6	91-202	.450	33-71	.465	54-72	.750	5	32	37	2.3	50	2	36	39	1	15	269	16.8
15	O'Leary, Matt	16-16	454	28.4	70-137	.511	13-51	.255	19-37	.514	19	78	97	6.1	42	2	38	30	2	19	172	10.8
22	Barksdale, Marcellus	16-16	507	31.7	57-120	.475	4-13	.308	46-58	.793	22	61	83	5.2	33	0	28	28	20	25	164	10.3
04	Pickett, Jordan	14-0	351	25.1	49-112	.438	9-29	.310	29-35	.829	5	17	22	1.6	21	0	23	17	2	14	136	9.7
33	Osborne, Nick	15-0	296	19.7	54-111	.486	9-22	.409	12-18	.667	26	56	82	5.5	50	2	3	16	4	6	129	8.6
24	Hall, Evan	9-7	164	18.2	23-40	.575	0-0	.000	6-15	.400	16	17	33	3.7	21	1	8	4	4	3	52	5.8
45	Brennan, Aaron	16-9	286	17.9	29-73	.397	0-3	.000	16-20	.800	13	46	59	3.7	36	0	21	15	6	8	74	4.6
02	Archie, Mason	16-16	416	26.0	26-70	.371	5-24	.208	17-22	.773	19	37	56	3.5	37	0	21	22	1	8	74	4.6
01	Henderson, T.J.	16-0	189	11.8	18-45	.400	10-23	.435	11-12	.917	2	15	17	1.1	14	0	9	18	1	13	57	3.6
31	Hubler, John	6-0	30	5.0	3-5	.600	3-5	.600	0-0	.000	0	3	3	0.5	2	0	0	1	0	0	9	1.5
20	Sinn, Grant	3-0	2	0.7	0-2	.000	0-2	.000	0-0	.000	0	0	0	0.0	0	0	0	1	0	0	0	0.0
Team											23	25	48					3				
Total.....		16	3200		420-917	.458	86-243	.354	210-289	.727	150	387	537	33.6	306	7	187	194	41	111	1136	71.0
Opponents.....		16	3200		414-901	.459	92-274	.336	222-313	.709	143	394	537	33.6	268	4	177	199	62	113	1142	71.4

TEAM STATISTICS	IUPUI	OPP	Date	Opponent	Score	Att.
SCORING	1136	1142	* 01/01/16	at South Dakota	w 77-66	1776
Points per game	71.0	71.4	* 01/03/16	at Omaha	L 71-76	1579
Scoring margin	-0.4	-	* 01/07/16	SOUTH DAKOTA STATE	w 74-67	866
FIELD GOALS-ATT	420-917	414-901	* 01/09/16	at Western Illinois	w 67-60	1002
Field goal pct	.458	.459	* 01/14/16	ORAL ROBERTS	L 71-80	1006
3 POINT FG-ATT	86-243	92-274	* 01/16/16	DENVER	w 76-61	1140
3-point FG pct	.354	.336	* 01/23/16	at IPFW	w 84-82	1530
3-pt FG made per game	5.4	5.8	* 01/29/16	WESTERN ILLINOIS	w 69-67	883
FREE THROWS-ATT	210-289	222-313	* 01/31/16	NORTH DAKOTA STATE	w 73-72	1113
Free throw pct	.727	.709	* 02/04/16	at Denver	L 51-53	1135
F-Throws made per game	13.1	13.9	* 02/06/16	at South Dakota State	L 58-80	3792
REBOUNDS	537	537	* 02/11/16	at Oral Roberts	L 56-77	2995
Rebounds per game	33.6	33.6	* 02/17/16	OMAHA	w 88-76	1044
Rebounding margin	+0.0	-	* 02/20/16	at North Dakota State	L 59-63	3812
ASSISTS	187	177	* 02/25/16	SOUTH DAKOTA	L 82-85	946
Assists per game	11.7	11.1	* 02/27/16	IPFW	w 80-77	1675
TURNOVERS	194	199	* = Conference game			
Turnovers per game	12.1	12.4				
Turnover margin	+0.3	-				
Assist/turnover ratio	1.0	0.9				
STEALS	111	113				
Steals per game	6.9	7.1				
BLOCKS	41	62				
Blocks per game	2.6	3.9				
ATTENDANCE	8673	17621				
Home games-Avg/Game	8-1084	8-2203				
Neutral site-Avg/Game	-	0-0				

Score by Periods	1st	2nd	Totals
IUPUI	537	599	1136
Opponents	511	631	1142

2016-2017 COMPARISON STATISTICS

Opponent	1st	2nd	Score	Mar	Total FG	FG Pct	3-Pointers	3FG Pct	Free Throws	FT Pct	Rebounds	Assist	T/Over	Block	Steal	Fouls	
Eastern Kentucky	28/42	59/55	87-97	(10)	29-66/21-52	.439/.404	9-25/10-25	.360/.400	20-27/45-56	.741/.804	37/37	-	14/11	14/13	5/3	3/3	37/28
Michigan	32/43	33/34	65-77	(12)	23-57/27-60	.404/.450	5-14/7-21	.357/.333	14-19/16-18	.737/.889	31/40	(9)	10/10	8/9	2/7	3/4	17/15
HOWARD	39/23	38/32	77-55	+22	25-53/16-45	.472/.356	12-30/0-9	.400/.000	15-30/23-34	.500/.676	33/40	(7)	19/4	7/14	0/4	7/1	29/25
EASTERN MICHIGAN	36/22	47/49	83-71	+12	27-57/25-68	.474/.368	10-20/3-17	.500/.176	19-26/18-22	.731/.818	42/37	+5	21/8	19/14	1/4	9/12	20/22
Marquette	37/57	42/47	79-104	(25)	28-68/36-63	.412/.571	6-20/9-23	.300/.391	17-25/23-26	.680/.885	30/39	(9)	16/22	14/13	0/4	7/9	20/24
SIUE	35/34	23/27	58-61	(3)	24-63/18-51	.381/.353	4-16/3-12	.250/.250	6-11/22-31	.545/.710	35/46	(11)	14/7	10/15	2/1	6/2	26/19

Note: Game totals are displayed in the format TEAM/OPPONENT for each category

2016-2017 TEAM SUPERLATIVES

<i>IUPUI High</i>	<i>IUPUI Low</i>	<i>Statistical Category</i>	<i>Opponent High</i>	<i>Opponent Low</i>
87 at E. Kentucky (11/11)	58 at SIUE (11/26)	Points	104 at Marquette (11/22)	55 vs. Howard (11/18)
39 vs. Howard (11/18)	28 at E. Kentucky (11/11)	First Half Points	57 at Marquette (11/22)	22 vs. E. Michigan (11/19)
59 at E. Kentucky (11/11)	33 at Michigan (11/13)	Second Half Points	55 at E. Kentucky (11/11)	27 at SIUE (11/26)
29 at E. Kentucky (11/11)	23 at Michigan (11/13)	Field Goals	36 at Marquette (11/22)	16 vs. Howard (11/18)
68 at Marquette (11/22)	53 vs. Howard (11/18)	Field Goal Attempts	68 vs. E. Michigan (11/19)	45 vs. Howard (11/18)
.474 vs. E. Michigan (11/19)	.381 at SIUE (11/26)	FG Percentage	.571 at Marquette (11/22)	.353 at SIUE (11/26)
12 vs. Howard (11/18)	4 at SIUE (11/26)	3-Point Field Goals	10 at E. Kentucky (11/11)	0 vs. Howard (11/18)
30 vs. Howard (11/18)	14 at Michigan (11/13)	3-Point Field Goal Att.	25 at E. Kentucky (11/11)	9 vs. Howard (11/18)
.500 vs. E. Michigan (11/19)	.250 at SIUE (11/26)	3-Point FG Percentage	.400 at E. Kentucky (11/11)	.000 vs. Howard (11/18)
20 at E. Kentucky (11/11)	6 at SIUE (11/26)	Free Throws	45 at E. Kentucky (11/11)	16 at Michigan (11/13)
30 vs. Howard (11/18)	11 at SIUE (11/26)	Free Throw Attempts	56 at E. Kentucky (11/11)	18 at Michigan (11/13)
.741 at E. Kentucky (11/11)	.500 vs. Howard (11/18)	Free Throw Percentage	.889 at Michigan (11/13)	.676 vs. Howard (11/18)
14 - twice	7 at Michigan (11/13)	Offensive Rebounds	17 vs. E. Michigan (11/19)	10 at E. Kentucky (11/11)
28 vs. E. Michigan (11/19)	16 at Marquette (11/22)	Defensive Rebounds	33 at SIUE (11/26)	20 vs. E. Michigan (11/19)
42 vs. E. Michigan (11/19)	30 at Marquette (11/22)	Total Rebounds	46 at SIUE (11/26)	37 - twice
37 at E. Kentucky (11/11)	17 at Michigan (11/13)	Fouls	28 at E. Kentucky (11/11)	15 at Michigan (11/13)
21 vs. E. Michigan (11/19)	10 at Michigan (11/13)	Assists	22 at Marquette (11/22)	4 vs. Howard (11/18)
19 vs. E. Michigan (11/19)	7 vs. Howard (11/18)	Turnovers	15 at SIUE (11/26)	9 at Michigan (11/13)
5 at E. Kentucky (11/11)	0 - twice	Blocked Shots	7 at Michigan (11/13)	1 at SIUE (11/26)
9 vs. E. Michigan (11/18)	3 - twice	Steals	12 vs. E. Michigan (11/19)	1 vs. Howard (11/18)

2016-2017 POINTS-REBOUNDS-ASSISTS

Opponent	Date	Score	00 COMBS,DARE	01 HENDERSON,	05 THOMAS,KEL	11 JAMES,JOSH	12 HUDSON,CHA	15 O'LEARY,MA	20 SINN,GRANT
at Eastern Kentucky	11/11/16	87-97	L 28-0-4	10-3-1	11-4-2	3-4-0	DNP	7-6-2	DNP
at Michigan	11/13/16	65-77	L 22-2-2	2-1-2	10-4-3	0-3-0	DNP	13-3-1	DNP
HOWARD	11/18/16	77-55	w 11-0-2	14-2-1	7-0-3	4-1-0	0-1-0	10-10-4	0-0-0
EASTERN MICHIGAN	11/19/16	83-71	w 9-0-7	0-1-1	14-1-6	2-3-0	DNP	11-9-4	DNP
at Marquette	11/22/16	79-104	L 15-0-4	6-2-2	2-3-2	2-1-0	0-1-0	12-9-5	DNP
at SIUE	11/26/16	58-61	L 16-4-2	2-2-6	0-2-2	2-2-0	DNP	22-8-2	DNP

Opponent	Date	Score	22 MCCALL,DJ	24 HALL,EVAN	25 PATTERSON,	33 FRASER,GIO	35 THOMAS,NOA	45 BRENNAN,AA
at Eastern Kentucky	11/11/16	87-97	L 5-3-1	1-10-0	11-0-1	2-0-0	DNP	9-4-3
at Michigan	11/13/16	65-77	L 6-7-1	3-5-0	2-1-1	0-0-0	DNP	7-2-0
HOWARD	11/18/16	77-55	w 2-4-3	6-2-2	15-2-2	3-2-0	1-0-0	4-1-2
EASTERN MICHIGAN	11/19/16	83-71	w 5-3-0	12-11-2	17-5-1	DNP	DNP	13-5-0
at Marquette	11/22/16	79-104	L 10-6-1	4-1-0	15-1-2	4-2-0	0-0-0	9-3-0
at SIUE	11/26/16	58-61	L 1-2-0	4-1-0	3-3-2	DNP	DNP	8-5-0

2016-2017 INDIVIDUAL SUPERLATIVES

	IUPUI	Opponent
Points	28 - Darell Combs at EKU (11/11/16)	24 - Nick Mayo at EKU (11/11/16)
Field Goals Made	10 - twice	8 - Haanif Cheatham at Marquette (11/22/16)
Field Goals Attempted	19 - Darell Combs at EKU (11/11/16)	15 - Ray Lee vs. E. Michigan (11/19/16)
Highest FG Pct. (min. 5 made)	.625 (10-16) - Darell Combs at Michigan (11/13/16)	1.000 (6-6) - Luke Fischer at Marquette (11/22/16)
3-Pt Field Goals Made	5 - Ron Patterson vs. E. Michigan (11/19/16)	3 - three times
3-Pt Field Goals Attempted	9 - Ron Patterson vs. E. Michigan (11/19/16)	7 - Derrick Walton Jr. at Michigan (11/13/16)
3-Pt FG Pct. (min. 3 made)	.556 (5-9) - Ron Patterson vs. E. Michigan (11/19/16)	.600 (3-5) - twice
Free Throws Made	8 - Darell Combs at Marquette (11/22/16)	16 - Asante Gist at EKU (11/11/16)
Free Throws Attempted	8 - twice	22 - Asante Gist at EKU (11/11/16)
Free Throw Pct. (min. 5 made)	1.000 (8-8) - Darell Combs at Marquette (11/22/16)	1.000 (12-12) - Nick Mayo at EKU (11/11/16)
Offensive Rebounds	5 - twice	6 - James Thompson IV vs. E. Michigan (11/19/16)
Defensive Rebounds	10 - Matt O'Leary vs. Howard (11/18/16)	10 - D.J. Wilson at Michigan (11/13/16)
Total Rebounds	11 - Evan Hall vs. E. Michigan (11/19/16)	14 - D.J. Wilson at Michigan (11/13/16)
Assists	7 - Darell Combs vs. E. Michigan (11/19/16)	6 - Duane Wilson at Marquette (11/22/16)
Turnovers	5 - twice	4 - twice
Blocked Shots	2 - twice	5 - D.J. Wilson at Michigan (11/13/16)
Steals	4 - Ron Patterson at Marquette (11/22/16)	4 - Willie Mangum IV vs. E. Michigan (11/19/16)
Minutes Played (regulation game)	39 - Darell Combs at SIUE (11/26/16)	36 - three times
Minutes Played (OT game)	---	---

2016-2017 GAME-BY-GAME LEADERS / STARTING FIVES

Opponent	Starting 5	Points	Rebounds	Assists	Blocks	Steals
# St. Joseph's	Combs-Hall-O'Leary-Patterson-Thomas	2 tied w/ 14	2 tied w/ 7	2 tied w/ 4	5 tied w/ 1	3 tied w/ 1
at E. Kentucky	Combs-Hall-O'Leary-Patterson-Thomas	Combs (28)	Hall (10)	Combs (4)	2 tied w/ 2	3 tied w/ 1
at Michigan	Combs-Hall-O'Leary-Patterson-Thomas	Combs (22)	McCall (7)	K. Thomas (3)	2 tied w/ 1	3 tied w/ 1
Howard	Combs-Hall-O'Leary-Patterson-Thomas	Patterson (15)	O'Leary (10)	O'Leary (4)	---	2 tied w/ 2
E. Michigan	Combs-Hall-O'Leary-Patterson-Thomas	Patterson (17)	Hall (11)	Combs (7)	Hall (1)	4 tied w/ 2
at Marquette	Combs-Hall-O'Leary-Patterson-Thomas	2 tied w/ 15	O'Leary (9)	O'Leary (5)	---	Patterson (4)
at SIUE	Combs-Hall-O'Leary-Patterson-Thomas	O'Leary (22)	O'Leary (8)	Henderson (6)	2 tied w/ 1	2 tied w/ 2
at Illinois St.						
at Ball St.						
at Illinois						
at Miami (OH)						
Urbana						
at Southern Utah						
at Northwestern						
Marian						
W. Illinois						
at N. Dakota St.						
at S. Dakota						
Omaha						
at Oral Roberts						
S. Dakota St.						
Denver						
at Fort Wayne						
at W. Illinois						
N. Dakota St.						
at Omaha						
Oral Roberts						
at S. Dakota St.						
at Denver						
Fort Wayne						
S. Dakota						
Summit Quarters						
Summit Semis						
Summit Finals						

HEAD COACH JASON GARDNER



Jason Gardner was named the eighth head coach in IUPUI men's basketball program's history on April 2, 2014. Gardner, the 1999 winner of the Indiana Mr. Basketball Award, spent a year on the University of Memphis bench and two seasons at Loyola prior to that.

In his first season on the Jaguars' bench, he guided IUPUI to 10 wins, more than tripling the program's Division I win total from a year prior. His hiring paid immediate dividends on the recruiting trail, as he immediately inked five Division I transfers, four of whom were former in-state

standouts.

In year two, Gardner led the Jags to a 13-win season against one of the nation's stiffest schedules, including a 9-7 mark in league play and a finish in the top half of the league standings.

Gardner has shown he's a proven recruiter, inking talent, both through high school signees, transfers and graduate transfers.

While at Memphis, Gardner helped the Tigers to a 24-10 record as Shaq Goodwin and Joe Jackson earned All-Conference accolades. In addition, Memphis forward Austin Nichols was a unanimous selection to the American Athletic Conference All-Rookie Team after averaging 9.1 points and 4.2 boards per game. Gardner was a college teammate of current Memphis Head Coach Josh Pastner at Arizona.

Prior to coming to Memphis, Gardner was an assistant under Porter Moser at Loyola, helping the Ramblers to an eight-game improvement from 2011-12 to 2012-13. He coached Ben Averkamp to All-Horizon League accolades for two straight seasons, while Loyola point guard Cully Payne was a Bob Cousy Award nominee. He also helped recruit one of the top signing classes in the Horizon League prior to the 2012-13 season. Gardner's coaching career began in 2010 when he served as an assistant at nearby Cathedral High School.

Gardner's racked up numerous accolades during his prestigious high school, college and professional playing careers. He was a 1999 McDonald's and Parade All-American while at North Central High School, finishing his prep career with a school record 1,669 points. He was a two-time Gatorade Circle of Champions Indiana Player of the Year and was named the 1998-99 Indianapolis County Player of the Year by The Indianapolis Star and Indianapolis News. His senior season, he helped NCHS to the IHSAA 4A state championship and Tournament of Champions title while averaging 22.6 points, 4.7 rebounds, 4.0 assists and 3.0 steals per game.

The 5-foot-10 point guard was recruited to the University of Arizona by legendary Head Coach Lute Olsen, where he was a four-year All-American for the Wildcats. He was the 2002-03 Naismith National Player of the Year and Lowe's Senior CLASS award recipient. He was the 2000 consensus National Freshman of the Year and closed his career as one of four players in Pac-12 history with 1,500 points, 500 assists and 200 steals for a career. He helped lead Arizona to two Pac-12 regular season titles (2000, 2003) and four consecutive NCAA Tournament berths. The Wildcats made three Sweet Sixteens (2001, 2002, 2003), two Elite Eights (2001, 2003) and were the NCAA national runner-up in 2001. All total, Arizona won 107 games during Gardner's four seasons and he still holds school records for games started (135) and minutes played (4,825), while ranking third in school history with 1,984 career points. He also finished second in threes made (318) and fourth in assists (622). He earned his degree from the university in 2011 in disciplinary studies.

Gardner later played professionally overseas for more than eight years, primarily in Germany. In 2009, he was named MVP of German Basketball Bundesliga after helping Oldenburg to the league crown, averaging 13.7 points, 4.0 assists and 3.0 boards per game. He was a two-time Basketball Bundesliga All-Star, including starting the 2007 game.

Gardner is married to the former Jacquelyn Maxberry and the couple has four children, Jasper, Jason Jr., Jacob and Jackson.



THE GARDNER FILE

School:Arizona, '11

Seasons with IUPUI: third season

Career Record: 25-44 (3rd year)

Coaching Experience:

..... 2014-pres., Head Coach, IUPUI

..... 2013-14, Assistant Coach, Memphis

..... 2011-13, Assistant Coach, Loyola (Ill.)

..... 2010-11, Assistant Coach, Cathedral H.S.



IUPUI PLAYER CAREER STATS

BRENNAN, Aaron

Season	gp-gs	min/avg	Total		3-Point		F-Throws		Rebounds				pf	fo	ast	to	blk	stl	Scoring	
			fg-fga	pct	fg-fga	pct	ft-fta	pct	off	def	tot	avg							pts	avg
2014-15	28-24	585/20.9	71-136	.522	3-8	.375	33-46	.717	36	52	88	3.1	72	1	27	44	7	21	178	6.4
2015-16	32-9	569/17.8	55-144	.382	1-9	.111	26-31	.839	37	78	115	3.6	68	0	33	31	11	12	137	4.3
2016-17	6-0	119/19.8	21-38	.553	3-7	.429	5-7	.714	6	14	20	3.3	17	1	5	7	2	3	50	8.3
TOTAL	66-33	1273/19.3	147-318	.462	7-24	.292	64-84	.762	79	144	223	3.4	157	2	65	82	20	36	365	5.5

COMBS, Darell

Season	gp-gs	min/avg	Total		3-Point		F-Throws		Rebounds				pf	fo	ast	to	blk	stl	Scoring	
			fg-fga	pct	fg-fga	pct	ft-fta	pct	off	def	tot	avg							pts	avg
2015-16	31-29	947/30.5	165-386	.427	58-139	.417	117-155	.755	12	58	70	2.3	93	3	68	101	1	31	505	16.3
2016-17	6-6	196/32.7	34-81	.420	11-32	.344	22-26	.846	1	5	6	1.0	17	1	21	11	0	4	101	16.8
TOTAL	37-35	1143/30.9	199-467	.426	69-171	.404	139-181	.768	13	63	76	2.1	110	4	89	112	1	35	606	16.4

FRASER, Giovanni

Season	gp-gs	min/avg	Total		3-Point		F-Throws		Rebounds				pf	fo	ast	to	blk	stl	Scoring	
			fg-fga	pct	fg-fga	pct	ft-fta	pct	off	def	tot	avg							pts	avg
2016-17	4-0	28/7.0	4-7	.571	0-0	.000	1-4	.250	2	2	4	1.0	9	0	0	2	0	0	9	2.3
TOTAL	4-0	28/7.0	4-7	.571	0-0	.000	1-4	.250	2	2	4	1.0	9	0	0	2	0	0	9	2.3

HALL, Evan

Season	gp-gs	min/avg	Total		3-Point		F-Throws		Rebounds				pf	fo	ast	to	blk	stl	Scoring	
			fg-fga	pct	fg-fga	pct	ft-fta	pct	off	def	tot	avg							pts	avg
2015-16	23-11	383/16.7	50-97	.515	1-1	1.000	19-47	.404	41	50	91	4.0	67	4	14	17	7	10	120	5.2
2016-17	6-6	107/17.8	11-22	.500	0-0	.000	8-23	.348	12	18	30	5.0	19	0	4	9	4	2	30	5.0
TOTAL	29-17	490/16.9	61-119	.513	1-1	1.000	27-70	.386	53	68	121	4.2	86	4	18	26	11	12	150	5.2

HENDERSON, T.J.

Season	gp-gs	min/avg	Total		3-Point		F-Throws		Rebounds				pf	fo	ast	to	blk	stl	Scoring	
			fg-fga	pct	fg-fga	pct	ft-fta	pct	off	def	tot	avg							pts	avg
2015-16	32-2	522/16.3	49-130	.377	22-64	.344	27-39	.692	5	48	53	1.7	48	1	35	44	2	30	147	4.6
2016-17	6-0	100/16.7	11-27	.407	6-17	.353	6-7	.857	3	8	11	1.8	11	1	13	5	0	5	34	5.7
TOTAL	38-2	622/16.4	60-157	.382	28-81	.346	33-46	.717	8	56	64	1.7	59	2	48	49	2	35	181	4.8

HUDSON, Chad

Season	gp-gs	min/avg	Total		3-Point		F-Throws		Rebounds				pf	fo	ast	to	blk	stl	Scoring	
			fg-fga	pct	fg-fga	pct	ft-fta	pct	off	def	tot	avg							pts	avg
2016-17	2-0	4/2.0	0-1	.000	0-0	.000	0-2	.000	0	2	2	1.0	0	0	0	0	0	1	0	0.0
TOTAL	2-0	4/2.0	0-1	.000	0-0	.000	0-2	.000	0	2	2	1.0	0	0	0	0	0	1	0	0.0

JAMES, Josh

Season	gp-gs	min/avg	Total		3-Point		F-Throws		Rebounds				pf	fo	ast	to	blk	stl	Scoring	
			fg-fga	pct	fg-fga	pct	ft-fta	pct	off	def	tot	avg							pts	avg
2013-14	21-0	122/5.8	17-25	.680	0-0	.000	9-11	.818	12	15	27	1.3	22	0	3	4	1	4	43	2.0
2014-15	31-13	396/12.8	38-79	.481	0-0	.000	22-32	.688	29	58	87	2.8	63	2	12	32	16	9	98	3.2
2016-17	6-0	41/6.8	4-11	.364	0-0	.000	5-7	.714	6	8	14	2.3	16	0	0	1	0	1	13	2.2
TOTAL	58-13	559/9.6	59-115	.513	0-0	.000	36-50	.720	47	81	128	2.2	101	2	15	37	17	14	154	2.7

McCALL, D.J.

Season	gp-gs	min/avg	Total		3-Point		F-Throws		Rebounds				pf	fo	ast	to	blk	stl	Scoring	
			fg-fga	pct	fg-fga	pct	ft-fta	pct	off	def	tot	avg							pts	avg
2014-15	31-15	664/21.4	52-124	.419	6-19	.316	39-61	.639	31	58	89	2.9	49	1	38	55	1	19	149	4.8
2016-17	6-0	107/17.8	8-22	.364	0-0	.000	13-23	.565	10	15	25	4.2	13	0	6	7	2	4	29	4.8
TOTAL	37-15	771/20.8	60-146	.411	6-19	.316	52-84	.619	41	73	114	3.1	62	1	44	62	3	23	178	4.8

IUPUI PLAYER CAREER STATS

O'LEARY, Matt

			Total		3-Point		F-Throws		Rebounds										Scoring	
Season	gp-gs	min/avg	fg-fga	pct	fg-fga	pct	ft-fta	pct	off	def	tot	avg	pf	fo	ast	to	blk	stl	pts	avg
2015-16	32-32	896/28.0	128-264	.485	28-101	.277	45-78	.577	40	151	191	6.0	70	2	69	56	10	32	329	10.3
2016-17	6-6	168/28.0	27-52	.519	6-17	.353	15-19	.789	6	39	45	7.5	16	0	18	9	1	4	75	12.5
TOTAL	38-38	1064/28.0	155-316	.491	34-118	.288	60-97	.619	46	190	236	6.2	86	2	87	65	11	36	404	10.6

PATTERSON, Ron

			Total		3-Point		F-Throws		Rebounds											Scoring	
Season	gp-gs	min/avg	fg-fga	pct	fg-fga	pct	ft-fta	pct	off	def	tot	avg	pf	fo	ast	to	blk	stl	pts	avg	
2016-17	6-6	158/26.3	23-55	.418	15-37	.405	2-4	.500	2	10	12	2.0	13	1	9	6	1	6	63	10.5	
TOTAL	6-6	158/26.3	23-55	.418	15-37	.405	2-4	.500	2	10	12	2.0	13	1	9	6	1	6	63	10.5	

SINN, Grant

			Total		3-Point		F-Throws		Rebounds											Scoring	
Season	gp-gs	min/avg	fg-fga	pct	fg-fga	pct	ft-fta	pct	off	def	tot	avg	pf	fo	ast	to	blk	stl	pts	avg	
2015-16	8-0	8/1.0	0-3	.000	0-3	.000	0-0	.000	0	1	1	0.1	0	0	0	1	0	0	0	0.0	
2016-17	1-0	1/1.0	0-1	.000	0-1	.000	0-0	.000	0	0	0	0.0	0	0	0	0	0	0	0	0.0	
TOTAL	9-0	9/1.0	0-4	.000	0-4	.000	0-0	.000	0	1	1	0.1	0	0	0	1	0	0	0	0.0	

THOMAS, Kellon

			Total		3-Point		F-Throws		Rebounds											Scoring	
Season	gp-gs	min/avg	fg-fga	pct	fg-fga	pct	ft-fta	pct	off	def	tot	avg	pf	fo	ast	to	blk	stl	pts	avg	
2016-17	6-6	166/27.7	13-47	.277	5-14	.357	13-14	.929	4	10	14	2.3	15	0	18	13	0	5	44	7.3	
TOTAL	6-6	166/27.7	13-47	.277	5-14	.357	13-14	.929	4	10	14	2.3	15	0	18	13	0	5	44	7.3	

THOMAS, Noah

			Total		3-Point		F-Throws		Rebounds											Scoring	
Season	gp-gs	min/avg	fg-fga	pct	fg-fga	pct	ft-fta	pct	off	def	tot	avg	pf	fo	ast	to	blk	stl	pts	avg	
2016-17	2-0	5/2.5	0-0	.000	0-0	.000	1-2	.500	0	0	0	0.0	3	0	0	1	0	0	1	0.5	
TOTAL	2-0	5/2.5	0-0	.000	0-0	.000	1-2	.500	0	0	0	0.0	3	0	0	1	0	0	1	0.5	

ACTIVE PLAYER CAREER RANKINGS

Games Played		Games Started		Minutes		Points		Rebounds		Assists		Steals	
1. Brennan	66	1. O'Leary	38	1. Brennan	1273	1. Combs	606	1. O'Leary	236	1. Combs	89	t-1. Brennan	36
2. James	58	2. Combs	35	2. Combs	1143	2. O'Leary	396	2. Brennan	223	2. O'Leary	87	t-1. O'Leary	36
t-3. Henderson	38	3. Brennan	33	3. O'Leary	1064	3. Brennan	365	3. Brennan	128	3. Brennan	65	t-3. Combs	35
t-3. O'Leary	38	4. Hall	17	4. McCall	771	4. McCall	178	4. Hall	121	4. Henderson	48	t-3. Henderson	35
t-5. Combs	37	5. McCall	15	5. Henderson	622	5. Henderson	170	5. McCall	114	4. McCall	44	5. McCall	23
t-5. McCall	37	6. James	13	6. James	559	6. James	154	6. Combs	76	t-6. Hall	18	6. James	14
7. Hall	29	t-7. Patterson	6	7. Hall	490	7. Hall	144	7. Henderson	64	t-6. K. Thomas	18	7. Hall	12
8. Sinn	9	t-7. K. Thomas	6	8. K. Thomas	166	8. Patterson	63	8. K. Thomas	14	8. James	15	8. Patterson	6
t-9. Patterson	6	9. Patterson	2	9. Patterson	158	9. K. Thomas	44	9. Patterson	12	9. Patterson	9	9. K. Thomas	5
t-9. K. Thomas	6	t-10. Fraser	0	10. Fraser	28	10. Fraser	9	10. Fraser	4	t-10. Fraser	0	10. Hudson	1
11. Fraser	4	t-10. Hudson	0	11. Sinn	9	11. N. Thomas	1	t-11. Hudson	2	t-10. Hudson	0	t-11. Fraser	0
t-12. Hudson	2	t-10. Sinn	0	12. N. Thomas	5	t-12. Hudson	0	t-11. Sinn	1	t-10. Sinn	0	t-11. Sinn	0
t-12. N. Thomas	2	t-10. N. Thomas	0	13. Hudson	4	t-12. Sinn	0	13. N. Thomas	0	t-10. N. Thomas	0	t-11. N. Thomas	0

Field Goals Made		FG Attempts		Free Throws Made		FT Attempts		Threes Made		Threes Attempted		Blocks	
1. Combs	199	1. Combs	459	1. Combs	139	1. Combs	181	1. Combs	69	1. Combs	171	1. Brennan	20
2. O'Leary	155	2. Brennan	318	2. Brennan	64	2. O'Leary	97	2. O'Leary	34	2. O'Leary	118	2. James	17
3. Brennan	147	3. O'Leary	316	3. O'Leary	60	t-3. Brennan	84	3. Henderson	28	3. Henderson	81	t-3. Hall	11
4. Hall	61	4. Henderson	157	4. McCall	52	t-3. McCall	84	4. Patterson	15	4. Patterson	37	t-3. O'Leary	11
t-5. McCall	60	5. Hall	119	5. James	36	5. Hall	70	5. Brennan	7	5. Brennan	24	5. McCall	3
t-5. Henderson	60	6. James	115	6. Henderson	33	6. James	50	5. McCall	6	6. McCall	19	6. Henderson	2
7. James	59	7. McCall	77	7. Hall	27	7. Henderson	46	7. K. Thomas	5	7. K. Thomas	14	t-7. Combs	1
8. Patterson	23	8. Patterson	55	8. K. Thomas	13	8. K. Thomas	14	8. Hall	1	8. Sinn	4	t-7. Patterson	1
9. K. Thomas	13	9. K. Thomas	47	9. Patterson	2	t-9. Fraser	4	t-9. Fraser	0	t-9. Fraser	0	t-9. Fraser	0
10. Fraser	4	10. Fraser	7	t-10. Fraser	1	t-9. Patterson	4	t-9. Hudson	0	t-9. Hudson	0	t-9. Hudson	0
t-11. Hudson	0	11. Sinn	4	t-10. N. Thomas	1	t-11. Hudson	2	t-9. James	0	t-9. James	0	t-9. Sinn	0
t-11. Sinn	0	12. Hudson	1	t-12. Hudson	0	t-11. N. Thomas	2	t-9. Sinn	0	t-9. Sinn	0	t-9. K. Thomas	0
t-11. N. Thomas	0	13. N. Thomas	0	t-12. Sinn	0	13. Sinn	0	t-9. N. Thomas	0	t-9. N. Thomas	0	t-9. N. Thomas	0

IUPUI RETURNER/TRANSFER CAREER-HIGHS

#0 DARELL COMBS - CAREER HIGHS

Points:	32	vs. South Dakota (2/25/16)
Rebounds:	7	at Marquette (11/16/15)
Assists:	8	vs. Fort Wayne (2/27/16)
FG:	11	vs. South Dakota (2/25/16)
FGA:	20	vs. South Dakota (2/25/16)
3FG:	6	twice
3FGA:	11	vs. South Dakota (2/25/16)
FT:	9	twice
FTA:	14	at Indiana St. (11/13/15)
Blocks:	1	vs. Denver (1/16/16)
Steals:	4	at Georgia State (11/27/15)
Minutes:	39	twice

#11 JOSH JAMES - CAREER HIGHS

Points:	17	vs. Judson (1/2/14)
Rebounds:	10	vs. Omaha (2/28/15)
Assists:	2	at Oral Roberts (1/7/15)
FG:	7	vs. Judson (1/2/14)
FGA:	8	vs. Judson (1/2/14)
3FG:	---	
3FGA:	---	
FT:	3	vs. Judson (1/2/14)
FTA:	4	at Evansville (12/6/14)
Blocks:	2	five times
Steals:	3	vs. South Dakota (1/24/15)
Minutes:	30	vs. Omaha (2/28/15)

#22 D.J. MCCALL - CAREER HIGHS

Points:	14	at Purdue (11/16/14)
Rebounds:	7	at Michigan (11/13/16)
Assists:	5	vs. Oral Roberts (2/5/15)
FG:	4	five times
FGA:	9	at Marquette (11/22/16)
3FG:	2	at Milwaukee (11/19/14)
3FGA:	2	five times
FT:	7	at N.C. Central (12/29/14)
FTA:	10	at N.C. Central (12/29/14)
Blocks:	1	three times
Steals:	3	vs. Eastern Kentucky (12/13/14)
Minutes:	38	at North Dakota State (2/19/15)

#45 AARON BRENNAN - CAREER HIGHS

Points:	14	twice
Rebounds:	7	at Denver (2/4/16)
Assists:	4	vs. South Dakota (2/25/16)
FG:	7	vs. Ball State (11/22/14)
FGA:	11	at SIUE (11/26/16)
3FG:	1	seven times
3FGA:	3	at Marquette (11/16/15)
FT:	6	vs. Omaha (2/28/15)
FTA:	7	vs. Omaha (2/28/15)
Blocks:	3	at South Dakota (1/1/16)
Steals:	3	three times
Minutes:	34	vs. Omaha (2/28/15)

#1 T.J. HENDERSON - CAREER HIGHS

Points:	16	vs. Omaha (2/17/16)
Rebounds:	7	vs. North Dakota State (3/6/16)
Assists:	6	at SIUE (11/26/16)
FG:	6	vs. Omaha (2/17/16)
FGA:	10	at Butler (12/28/15)
3FG:	3	twice
3FGA:	6	three times
FT:	3	five times
FTA:	5	at Memphis (12/22/15)
Blocks:	1	at NC State (11/18/15)
Steals:	4	vs. Denver (1/16/16)
Minutes:	30	vs. South Alabama (11/24/15)

#15 MATT O'LEARY - CAREER HIGHS

Points:	22	at SIUE (11/26/16)
Rebounds:	12	vs. North Dakota State (3/6/16)
Assists:	9	vs. Fort Wayne (2/27/16)
FG:	9	twice
FGA:	14	at SIUE (11/26/16)
3FG:	4	at NC State (11/18/15)
3FGA:	8	at NC State (11/18/15)
FT:	5	vs. Kentucky State (11/21/15)
FTA:	6	four times
Blocks:	2	twice
Steals:	5	vs. Fort Wayne (2/27/16)
Minutes:	36	twice

#24 EVAN HALL - CAREER HIGHS

Points:	14	twice
Rebounds:	11	vs. Eastern Michigan (11/19/16)
Assists:	3	twice
FG:	6	twice
FGA:	8	three times
3FG:	1	at Indiana St. (11/13/15)
3FGA:	1	at Indiana St. (11/13/15)
FT:	4	twice
FTA:	8	at South Dakota (1/1/16)
Blocks:	2	at Eastern Kentucky (11/11/16)
Steals:	2	three times
Minutes:	27	at South Dakota (1/1/16)

#5 KELLON THOMAS - CAREER HIGHS

Points:	22	twice
Rebounds:	5	six times
Assists:	6	three times
FG:	8	at NJIT (12/7/15)
FGA:	15	twice
3FG:	6	at NJIT (12/7/15)
3FGA:	11	at Miami (Ohio) (2/27/16)
FT:	11	at Ball State (1/19/16)
FTA:	13	vs. Ohio (1/16/16)
Blocks:	1	three times
Steals:	3	twice
Minutes:	35	vs. Eastern Michigan (11/19/16)

#20 GRANT SINN - CAREER HIGHS

Points:	-	---
Rebounds:	1	at Purdue (12/7/15)
Assists:	-	---
FG:	-	---
FGA:	1	four times
3FG:	-	---
3FGA:	1	four times
FT:	-	---
FTA:	-	---
Blocks:	-	---
Steals:	-	---
Minutes:	2	at Purdue (12/7/15)

#25 RON PATTERSON - CAREER HIGHS

Points:	17	vs. Eastern Michigan (11/19/16)
Rebounds:	5	vs. Eastern Michigan (11/19/16)
Assists:	4	five times
FG:	6	twice
FGA:	15	at Marquette (11/22/16)
3FG:	5	vs. Eastern Michigan (11/19/16)
3FGA:	9	vs. Eastern Michigan (11/19/16)
FT:	2	twice
FTA:	6	at Virginia Tech (1/3/15)
Blocks:	2	at Georgia Tech (1/7/15)
Steals:	4	at Marquette (11/22/16)
Minutes:	31	at SIUE (11/26/16)

FIRST-YEAR PLAYER SEASON/CAREER-HIGHS

	#2 ANTHONY JONES	#12 CHAD HUDSON	#32 ELY JAH GOSS	#33 GIOVANNI FRASER	#35 NOAH THOMAS	#40 EVAN BORGMAN
Points:	---	---	---	4 at Marquette	1 vs. Howard	---
Rebounds:	---	1 - twice	---	2 - twice	---	---
Assists:	---	---	---	---	---	---
FG:	---	---	---	2 at Marquette	---	---
FGA:	---	1 at Marquette	---	4 at Marquette	---	---
3FG:	---	---	---	---	---	---
3FGA:	---	---	---	---	---	---
FT:	---	---	---	1 vs. Howard	1 vs. Howard	---
FTA:	---	2 vs. Howard	---	2 - twice	2 vs. Howard	---
Blocks:	---	---	---	---	---	---
Steals:	---	1 vs. Howard	---	---	---	---
Minutes:	---	2 - twice	---	10 vs. Howard	3 vs. Howard	---

LAST FOUR BOX SCORES

GAME #3 • IUPUI 77, HOWARD 55 (INDIANA FARMERS COLISEUM)

Howard 55 • 0-3

#	Player	Total		3-Ptr		Rebounds			PF	TP	A		TO	Bk	Stl	Min	Deadball
		FG-FGA	FG-FGA	FT-FTA	Off Def Tot												
12	MANGHAM, Solomon	f	2-4	0-1	0-0	0	0	0	4	4	0	2	0	0	0	10	
05	BOYD, Marcel	c	4-7	0-0	3-6	5	3	8	4	11	1	3	1	0	0	22	
00	MINGO, Dalique	g	1-5	0-2	2-2	0	1	1	2	4	1	0	0	0	0	27	
15	COLLINS, Damon	g	3-4	0-0	0-3	1	5	6	2	6	2	1	1	0	0	34	
33	MILLER, James	g	2-8	0-2	6-6	0	3	3	4	10	0	3	0	0	0	27	
02	ANDOH, Kofi		0-0	0-0	0-0	2	2	2	2	0	0	2	0	1	1	9	
04	MADISON, Ausar		0-0	0-0	0-0	0	0	0	1	0	0	0	0	0	0	3	
13	WILLIAMS, Charles		3-9	0-3	9-10	2	3	5	1	15	0	1	0	0	0	21	
23	JONES, Jalen		0-0	0-0	2-4	0	3	3	1	2	0	1	1	0	0	9	
25	LEWIS, Cameron		0-1	0-0	0-0	1	0	1	2	0	0	0	0	0	0	6	
32	STONE, Tyler		1-6	0-1	1-2	0	4	4	2	3	0	1	1	0	0	21	
34	OBINDU, Michael		0-1	0-0	0-1	0	1	1	0	0	0	0	0	0	0	11	
Team					2	4	6										
Totals			16-45	0-9	23-34	11	29	40	25	55	4	14	4	1	1	200	
FG % 1st Half: 7-22		31.8%	2nd half: 9-23		39.1%	Game: 16-45		35.6%	Deadball								
3FG % 1st Half: 0-6		0.0%	2nd half: 0-3		0.0%	Game: 0-9		0.0%	Rebounds								
FT % 1st Half: 9-15		60.0%	2nd half: 14-19		73.7%	Game: 23-34		67.6%	4								

IUPUI 77 • 1-2

#	Player	Total		3-Ptr		Rebounds			PF	TP	A		TO	Bk	Stl	Min	Deadball
		FG-FGA	FG-FGA	FT-FTA	Off Def Tot												
15	O'LEARY, Matt	f	3-8	2-5	2-4	0	10	10	1	10	4	0	0	0	1	29	
24	HALL, Evan	f	2-3	0-0	2-6	1	1	2	3	6	2	2	0	0	0	17	
25	PATTERSON, Ron	f	5-9	4-8	1-2	0	2	2	3	15	2	0	0	0	0	27	
00	COMBS, Darell	g	3-7	2-6	3-4	0	0	0	3	11	2	0	0	0	1	26	
05	THOMAS, Kellon	g	3-9	1-4	0-0	0	0	0	1	7	3	2	0	0	2	26	
01	HENDERSON, T.J.		5-9	3-6	1-1	1	1	2	2	14	1	0	0	0	2	21	
11	JAMES, Josh		1-2	0-0	2-3	1	0	1	4	4	0	0	0	0	0	7	
12	HUDSON, Chad		0-0	0-0	0-2	0	1	1	0	0	0	0	0	0	1	2	
20	SINN, Grant		0-1	0-1	0-0	0	0	0	0	0	0	0	0	0	0	1	
22	McCALL, D.J.		0-1	0-0	2-4	2	2	4	2	2	3	1	0	0	0	17	
33	FRASER, Giovanni		1-2	0-0	1-2	0	2	2	4	3	0	0	0	0	0	10	
35	THOMAS, Noah		0-0	0-0	1-2	0	0	0	3	1	0	1	0	0	0	3	
45	BRENNAN, Aaron		2-2	0-0	0-0	0	1	1	3	4	2	1	0	0	0	14	
Team					3	5	8										
Totals			25-53	12-30	15-30	8	25	33	29	77	19	7	0	7	1	200	
FG % 1st Half: 14-27		51.9%	2nd half: 11-26		42.3%	Game: 25-53		47.2%	Deadball								
3FG % 1st Half: 6-15		40.0%	2nd half: 6-15		40.0%	Game: 12-30		40.0%	Rebounds								
FT % 1st Half: 5-12		41.7%	2nd half: 10-18		55.6%	Game: 15-30		50.0%	6								

Officials: Jim Schipper (R), Donnie Olson, Steve Honacki

Technical fouls: Howard-None. IUPUI-None.

Attendance: 843

2K CLASSIC benefiting WOUNDED WARRIOR PROJECT - INDIANAPOLIS
SUBREGIONAL ROUND - GAME 2

Score by periods	1st	2nd	Total
Howard	23	32	55
IUPUI	39	38	77

Last FG - HOW 2nd-00:05, IUPUI 2nd-03:34.

Largest lead - HOW None, IUPUI by 30 2nd-05:20.

HOW led for 00:00. IUPUI led for 39:37. Game was tied for 00:23.

Score tied - 0 times.

Lead changed - 0 times.

GAME #4 • IUPUI 83, EASTERN MICHIGAN 70 (INDIANA FARMERS COLISEUM)

Eastern Michigan 71 • 2-3

#	Player	Total		3-Ptr		Rebounds			PF	TP	A		TO	Bk	Stl	Min	Deadball
		FG-FGA	FG-FGA	FT-FTA	Off Def Tot												
35	MADRAY, Nick	f	2-4	0-0	0-0	2	3	5	3	4	0	1	1	1	1	19	
02	THOMPSON IV, James	c	4-8	0-0	6-8	6	5	11	3	14	0	0	1	1	0	27	
00	LEE, Ray	g	5-15	2-6	8-8	1	1	2	3	20	2	2	0	1	0	30	
01	BOND, Tim	g	2-6	0-3	2-2	1	4	5	3	6	3	3	2	1	0	32	
32	TONEY, Ty	g	5-12	0-1	2-2	1	1	2	1	12	1	2	0	2	0	31	
10	MANGUM IV, Willie		5-14	1-6	0-0	0	1	1	2	11	2	3	0	4	0	26	
12	BROWN, Jalen		0-0	0-0	0-0	0	0	0	0	0	0	0	0	0	0	1	
15	NOBLES, Jordan		0-4	0-1	0-2	2	2	4	1	0	0	1	0	1	0	13	
21	JONES, Quaran		1-1	0-0	0-0	0	0	0	0	2	0	0	0	0	0	1	
23	WOFFORD-HUMPHREY,		0-1	0-0	0-0	3	2	5	3	0	0	2	0	0	0	12	
40	STEELE, Baylee		1-3	0-0	0-0	0	0	0	3	2	0	0	0	0	1	8	
Team					1	1	2										
Totals			25-68	3-17	18-22	17	20	37	22	71	8	14	4	12	0	200	
FG % 1st Half: 9-35		25.7%	2nd half: 16-33		48.5%	Game: 25-68		36.8%	Deadball								
3FG % 1st Half: 0-6		0.0%	2nd half: 3-17		17.6%	Game: 3-17		17.6%	Rebounds								
FT % 1st Half: 4-4		100.0	2nd half: 14-18		77.8%	Game: 18-22		81.8%	2								

IUPUI 83 • 2-2

#	Player	Total		3-Ptr		Rebounds			PF	TP	A		TO	Bk	Stl	Min	Deadball
		FG-FGA	FG-FGA	FT-FTA	Off Def Tot												
15	O'LEARY, Matt	f	4-4	1-1	2-2	0	9	9	3	11	4	1	0	2	0	39	
24	HALL, Evan	f	4-5	0-0	4-6	5	6	11	4	12	2	2	1	0	0	19	
00	COMBS, Darell	g	2-11	2-5	3-4	0	0	0	5	9	7	3	0	0	0	34	
05	THOMAS, Kellon	g	3-8	2-3	6-7	0	1	1	4	14	6	5	0	2	0	35	
25	PATTERSON, Ron	g	6-11	5-9	0-1	0	5	5	0	17	1	3	0	2	0	28	
01	HENDERSON, T.J.		0-1	0-0	0-0	0	1	1	0	0	1	2	0	0	0	10	
11	JAMES, Josh		1-3	0-0	0-0	1	2	3	1	2	0	0	0	0	1	7	
22	McCALL, D.J.		2-5	0-0	1-2	1	2	3	2	5	0	1	0	0	0	13	
45	BRENNAN, Aaron		5-9	0-1	3-4	4	1	5	1	13	0	1	0	2	0	24	
Team					3	1	4										
Totals			27-57	10-20	19-26	14	28	42	20	83	21	19	1	9	1	200	
FG % 1st Half: 11-23		47.8%	2nd half: 16-34		47.1%	Game: 27-57		47.4%	Deadball								
3FG % 1st Half: 8-12		66.7%	2nd half: 2-8		25.0%	Game: 10-20		50.0%	Rebounds								
FT % 1st Half: 6-9		66.7%	2nd half: 13-17		76.5%	Game: 19-26		73.1%	3								

Officials: Kyle Ingram (R), Brent Hampton, Brian McNutt

Technical fouls: Eastern Michigan-TEAM. IUPUI-None.

Attendance: 863

2K CLASSIC benefiting WOUNDED WARRIOR PROJECT - INDIANAPOLIS

SUBREGIONAL ROUND - GAME 4

James Miller (Howard), David Efanayi (GWU), James Thompson IV (EMU),

Matt O'Leary (IUPUI) and Ron Patterson-MVP (IUPUI) named All-Tournament Team

Score by periods	1st	2nd	Total
Eastern Michigan	22	49	71
IUPUI	36	47	83

Last FG - EMU 2nd-00:06, IUPUI 2nd-01:26.

Largest lead - EMU by 5 1st-14:10, IUPUI by 22 2nd-08:12.